

INSPIRED

DINING BY CANADEL

02 ISSUE
FALL
2016

DOWNTOWN
LOVE

HOT RECIPES
FOR COLD DAYS

ASPEN, A TALE
OF TWO SKI TOWNS

Chic Dining
for Urban &
Country Living





modern love

The new Downtown collection
by Canadel
A touch of modern perfection



Comfort Zone

ENDLESS DESIGN POSSIBILITIES
ONE PERFECT STYLE

Stools by Canadel suit every space:
mix and match your style, finish
and upholstery from a wide range
of options.

Canadel
collection

**for the love
of entertaining**

Champlain

INSPIRED

DINING BY CANADEL



02 ISSUE FALL 2016

12
a family affair
How the Deveault family created a successful business

14
quality, time after time
Paying attention to detail and creating custom furniture set Canadel apart

ON THE COVER
The perfect country chic look achieved with furniture from the Canadel collection.
Photography: Andre Rider
Set design: Anne Côté

16
make an entrance
How to create an entrance hallway that's spacious, inviting, and beautiful

18
dining rooms by the numbers
Everything you need to know about dining

20
his & hers
Making every corner inviting whether your space has moodier tones or a white palette

30
beyond dining
Bringing Canadel's made-to-order furniture into the rest of the house

37
you're invited
Making twists on classic comfort foods for your next fall gathering

44
aspen, a tale of two ski towns
Visiting Aspen's two sides

48
downtown love
Canadel's Downtown collection: modern design with a warm, inviting feel

54
country chic
How to nail the rustic look in any space

62
shapes and sizes
Thinking beyond standard



Canadel Furniture Inc.
700 Canadel Avenue
Louiseville, Quebec
J5V 2L6 Canada

MARKETING & DESIGN COORDINATOR
Marie-Christine Deveault

DESIGNER
Richard Gingras

LEAD 3D ARTIST
Jean-François Giroux

PUBLISHER
yqbmedia.com

PRESIDENT AND EDITOR
Anne-Marie Boissonnault

EDITORIAL

CONTENT DIRECTOR
Dominique Laflamme

CREATIVE WRITERS
Caroline Décoste
Annie Ferland
Lori Knowles
Paige Magarrey

COPY EDITING
Peter McCambridge
Elizabeth West

ART

ART DIRECTOR
Julie Boulanger

GRAPHIC DESIGNERS
Laura Doherty
Audrey Geoffroy-Plante
Stéphanie Langlois

PHOTOGRAPHY
Catherine Côté
Christelle Coulombe
Annie Ferland
Andre Rider

SET DESIGN
Anne Côté

PRODUCTION

PROJECT MANAGERS
Jennifer Campbell
Kathleen Forcier
Marie-Andrée Parent

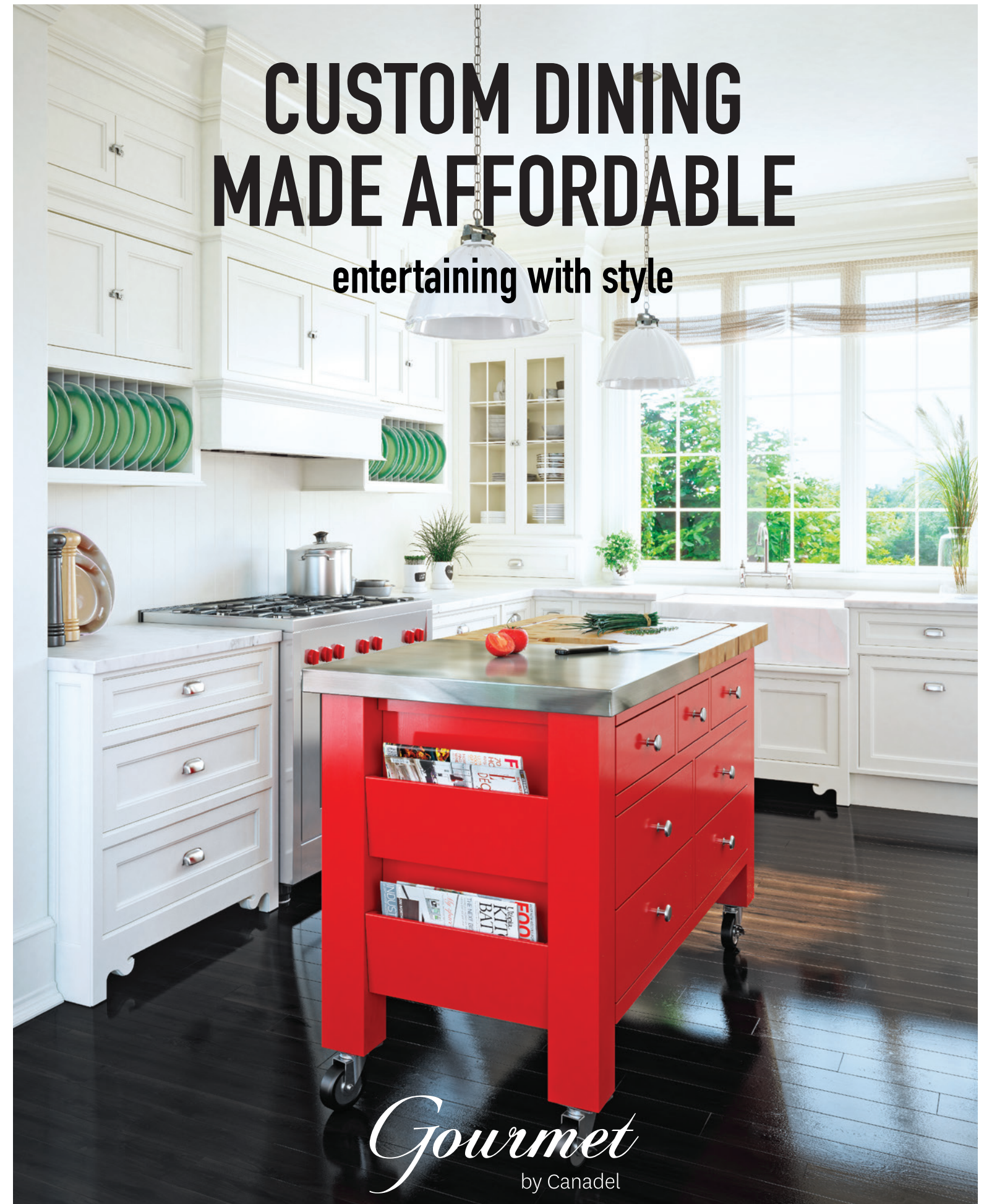
PRINTED IN CANADA BY SOLISCO
YQB Média takes all possible precautions to ensure factual accuracy in its pages. It is not responsible for errors in the information published. All reproduction, in full or in part, is forbidden without the written permission of YQB Média. The opinions expressed in this magazine are those of the writers and do not necessarily represent the opinions of the publisher nor Canadel.

YQB MÉDIA
BRAND PUBLISHER

PHOTOGRAPHY: ANDRE RIDER

CUSTOM DINING MADE AFFORDABLE

entertaining with style



Gourmet
by Canadel



PHOTOGRAPHY: ANDRÉ RIDER (LEFT PAGE), CHRISTELLE COULOMBE (RIGHT PAGE)



A Warm Welcome 11

We hail from the North and, in turn, from the cold. Based in Louiseville, Quebec, in Canada, Canadel's factories are virtually encased in snow about five months of the year. It's no surprise, then, that my fellow Quebecers know all about warming up a home—especially with our kitchen parties, a long-standing tradition that gathers friends around the wood stove in the wintertime.

Personally, fall and winter are my favorite seasons. I love to cook in my open-concept kitchen while the family chats on stools close by. Cold weather is such a great excuse for taking the time to enjoy the little things in life, and nothing tops a cozy dinner by the fire with good wine and good company.

At Canadel, we are proud of this heritage of sharing good times with friends and family—and our capacity to turn harsh weather into pure pleasure.

We are also very proud of the warm welcome our new magazine *Inspired Dining by Canadel* received. We were so excited to share our passion for Canadel's beautiful, bespoke, and carefully handcrafted dining-room furniture through inspiring images and entertaining ideas, and we're excited to know that you appreciate it.

In our second issue, you'll find inspiration for your new dining room, as well as great living room pieces in a wide selection of styles ranging

from traditional and soft contemporary to transitional and modern. Get inspired by our beautiful country chic rooms and mid-century modern aesthetics. Indulge in some hot recipes for cold days and get ready to visit Aspen, the perfect ski town. There are so many great ideas for enjoying the cold season.

Happy reading!

Marie-Christine

Marie-Christine
Marketing & Design Coordinator

CANADEL?

"My mother found the name in the dictionary," says Guy Deveault (left, pictured with brother Michel). "We wanted something that started with 'cana' for Canada. Canadel is a beach near Saint-Tropez in France."

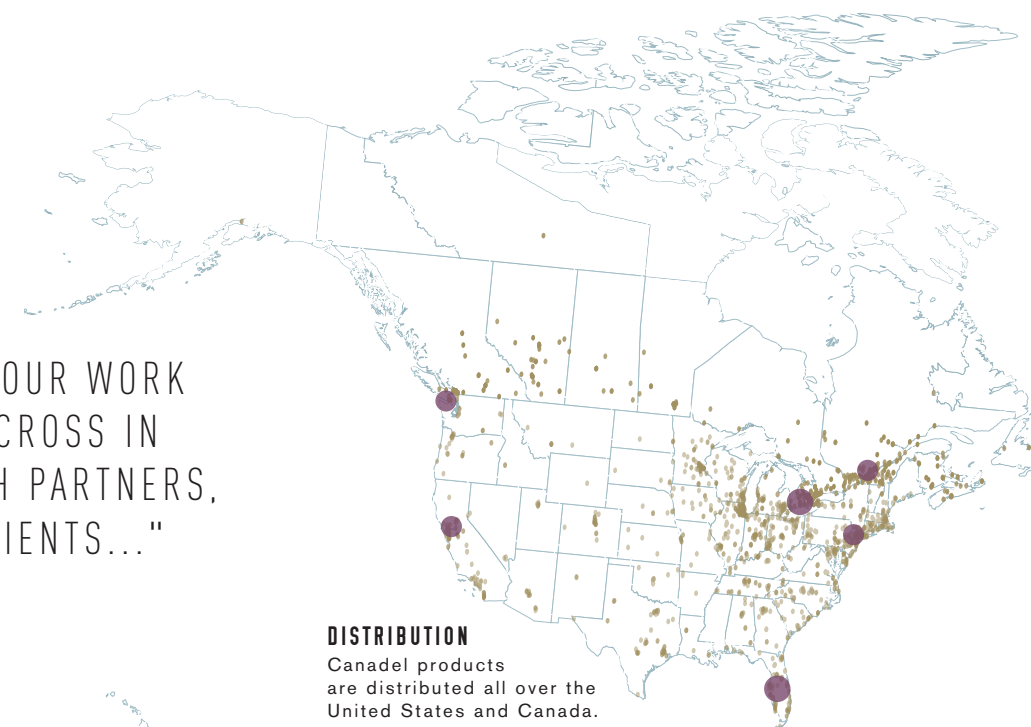
A FAMILY AFFAIR

Together in business as in life, the Deveault family has made Canadel a prosperous company on a human scale.

WORDS BY CAROLINE DÉCOSTE
PHOTOGRAPHY CATHERINE CÔTÉ



"WE REALLY ENJOY OUR WORK AND THAT COMES ACROSS IN OUR DEALINGS WITH PARTNERS, SUPPLIERS, AND CLIENTS..."



Like many family businesses, the dining-room furniture manufacturer grew out of modest beginnings. Before founding Canadel, Guy Deveault, now CEO, worked in his father's furniture factory. "I worked there every summer while I was at school," he recalls. "I did a bit of everything, starting in the shop and working my way up to foreman." In 1982, after their university studies, Guy and his brother Michel (today Canadel's president) joined their father. Together they transformed an economic downturn into an opportunity. "We relaunched the business from my apartment, with nothing more than a two-drawer filing cabinet. Now that's what you call starting from scratch!"

The two brothers quickly reaped the rewards of the honesty and straight-

talking the Deveaults were renowned for in their business dealings. "Former employees came back and worked for nothing just to get us up and running! We live in a small town out in the country; everyone knows each other and lends a hand."

Over the years, the Deveault family stuck to these values and now believes in business integrity more firmly than ever. "We often close deals with no more than a handshake, the good old-fashioned way," says Guy Deveault. "We really enjoy our work and that comes across in our dealings with partners, suppliers, and clients. We've drawn inspiration from those we've worked with from day one." Marie-Christine also can't get over the way the company's 600 employees put their hearts into their work every day—or the

enjoyment they get out of it. "Everyone is so passionate about quality, whether they work in the factory or the office. Everything runs like clockwork."

Michel and Guy Deveault learned all about job satisfaction from their father and have been able to pass it on to their own children, who also work for Canadel. Guy's daughter, Marie-Christine, is now responsible for marketing and design coordination and she works closely with her cousin and product development manager, Jean-Philippe.

Today, Mr. Deveault Sr. is well placed to see just how successful his sons and grandchildren have been. He might be retired, but he still comes into the office every day for a coffee, a newspaper, and a chat with employees. **C**



QUALITY, TIME AFTER TIME

Attention to detail, handcrafted workmanship, and made-to-measure furniture all set Canadel apart from the competition. Here's how.

WORDS BY CAROLINE DÉCOSTE PHOTOGRAPHY CATHERINE CÔTÉ

We couldn't be further from mass production. Each and every item of Canadel furniture—for the Gourmet, Loft, Canadel, Downtown, and Champlain collections—is handmade. Every detail is given the lavish attention it deserves, from wood stain or a cushion's last seam to leg design and ornate woodwork. Each production stage is carefully inspected to ensure that everything produced meets the high quality standards that have made Canadel's reputation for over 30 years now. The company even has its own wood-processing facility to ensure the most consistent quality. "It takes two to eight months to come up with a new product," explains sales manager Denis Charest. "From having an idea for the prototype right through

to production, everything is studied and tested to make sure the wood stays in place and that the piece of furniture will keep its good looks for the rest of its long life. It's easy to forget, but wood is alive, after all!"

"This might look like a simple chair," CEO Guy Deveault continues, "but there's a tree inside and hours of design and manual labor that go into it." That's clear for all to see when you visit Canadel's 650,000+ sq. ft. facilities and are walked through the various stages that transform a birch board into a high-end table or a comfy chair. "Every dining-room table is custom-built, made to measure for the client. No two products are the same on this production line."

First off, depending on the collection, any knots in the wood must be filled in to give the furniture a longer life. It has to be done quickly—the resin dries in a flash—and carefully, too: the boards need to be reinforced, without detracting from their natural appearance.

The boards are sanded next, then distressed, giving the wood a natural, aged look. It takes a deft artisan to imitate the ravages of time without damaging the wood... in other words, don't try this at home! In fact, Canadel employees have come up with their own distressing tools, a manufacturing secret that gives certain Canadel products their unique appearance. Tables, chairs, and stools are then stained, also by hand. The specialists look like painters with their palettes, ensuring a uniform stain for every dining-room set, and there's no denying there's an art to adding color while bringing out the wood's very own natural beauty.

Then, once the chairs have been upholstered and the last quality check passed, each set is carefully packaged, ready to become your dining room's new centerpiece. **C**



"THIS MIGHT LOOK LIKE A SIMPLE CHAIR, BUT THERE'S A TREE INSIDE AND HOURS OF DESIGN AND MANUAL LABOR THAT GO INTO IT."

Make an Entrance

Everyone knows how important first impressions are. From Canadel's versatile buffets and side tables to the accents that go on top, use these key pieces to create an entrance hallway that's spacious, inviting, and beautiful.



A sideboard keeps clutter at bay in its cupboards below, while providing a drop-off spot for keys, phones, and more. Canadel buffet and table (on previous page). canadel.com

1




2

1. A mirror is a must-have for the last minute look-over—plus a touch of gold adds a luxe look to the entryway. Lilou Mirror by Oficina Ingress, oficinainglesa.com

2. A candleholder adds some old-school style, and when it's encased in protective glass, it's safe, too. Antler Candleholder by Sweetpea & Willow, sweetpeaandwillow.com

3. A pretty platter like this one looks beautiful whether it's empty or keeping your keys at the ready. Plumage Tray by Just For Décor, justfordecor.com



3



4

4. Prepare for awkward items like umbrellas and canes with a simple receptacle that looks beautiful even when it's empty. Redgrave Satin Grey and Brass Umbrella Stand by Artisanti, artisanti.com

5. Keep a few catch-all vessels available for tucking away earphones, letters, and umbrellas.



5

DINING ROOMS BY THE NUMBERS



Number of minutes the average North American spends cooking on weekdays

HERE'S A RUNDOWN OF CANADEL'S STATS

1,150
Number of chairs made by Canadel daily

200
Number of tables made by Canadel daily

9,000,000
Number of custom options for Canadel furniture



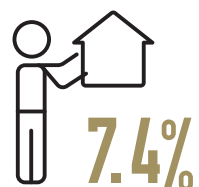
28
Number of minutes the average North American spends at the dinner table each night



Percentage of new homes with dining rooms



22%
Percentage of families whose most eaten meal is pasta



Percentage of space allocated to dining rooms in new homes




216
Average square footage of dining rooms in new homes



45
Number of minutes the average North American spends cooking on weekends



Percentage of children who help make dinner



Wonderful Weaves

FINISHING FABRICS

Coordinate your space—while making it one-of-a-kind—with Canadel's fabric collection: all 250 options are available by the yard for window treatments, throw pillows, and more.

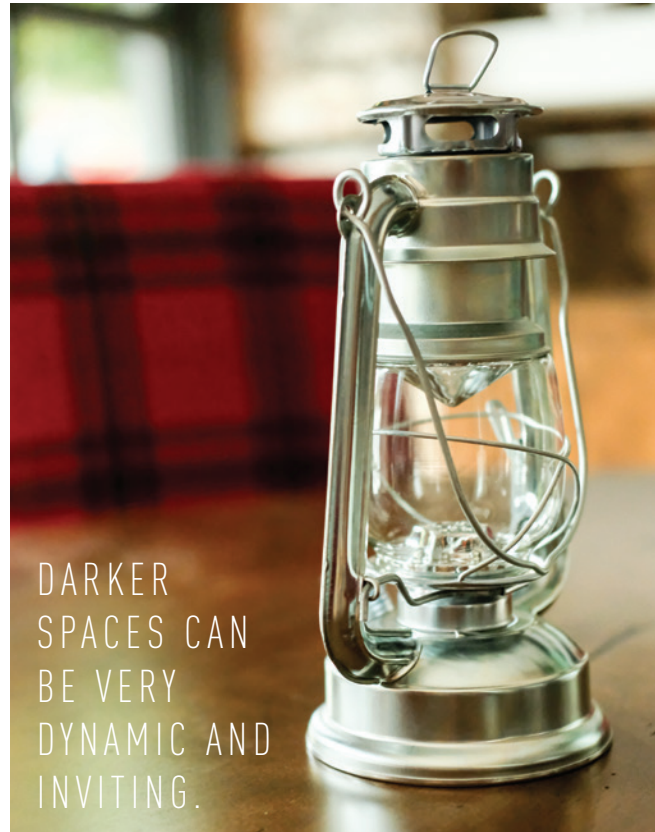




HIS & HERS

Whether your space has moodier tones or a clean white palette, choosing the right furniture can unify the look and make every corner inviting.

WORDS BY PAIGE MAGARREY
PHOTOGRAPHY ANDRE RIDER



DARKER SPACES CAN BE VERY DYNAMIC AND INVITING.



DESIGNER TIP

A darker palette needs a showpiece color—like classic red—to direct the eye and tie the room together.



The sleek and simple lines of the Loft collection are perfect for bolder upholstery, like this red tartan.

With the rare exception, a space is never defined by one item alone; it's the sum of the elements that makes a room beautiful. That's why, when choosing furniture, it's so important to look at the coloring and tones of a room: is it filled with dark wood and heavy stone, or is it ultra-stark with white walls? Use our tips and tricks to ensure your space makes the most of its light—or dark—feel.

The dark side

Darkness sometimes gets a bad rap in interior design; it can be associated with gloominess and shadows. But in reality, a darker space can be very dynamic and inviting—when paired with the right furniture and accessories, of course. The trick to unifying a dark space is matching tones. If the walls are a deep charcoal, for example, bring the same hue into the upholstery. If the room's wood accents have a deep finish, match it in the furniture's stain. Canadel's Loft collection is a great fit for darker spaces. The pieces, made of birch wood with metal accents offer a mild industrial chic feel that livens up the space without looking out of place. >



DARKER DECOR

FINISH OFF YOUR MASCULINE, DEEP-HUED SPACE WITH THESE KEY ACCENT ITEMS.

A BAR

Use a sideboard or a traditional bar cart as a landing place for a few bottles (or, even better, decanters) and simple glassware.

A RUGGED CENTERPIECE

Top off the table with a heavy bowl or platter in concrete or marble. The stone will pop against the rich wood grains.

LIGHTING

It's important to make sure a dark palette doesn't turn into a cave—add to overhead fixtures and natural light with simple fixtures and sconces throughout the space.



The Loft pedestal table collection in a darker finish looks sharp against glassware and lighter serveware.



THE LODGE LOOK

LUXE TEXTURES AND CLASSIC PLAIDS WITH A CLASSIC HUNTER'S CABIN FEEL: JUST GRAB YOUR PIPE AND A ROARING FIRE.

TRES CHIC TRIPOD
Tribe Tripod Floor Light, M&S, marksandspencer.com



FUN ON THE FLOOR
Slopes/Sleep Door Mat, Dichotomat, etsy.com



PELT PILLOW
Recycled Racoon Fur Pillow, Harricana, harricana.qc.ca



SAVORY SCENT
Pine Forest Scented Candle, H&M, hm.com



TARTAN THRONE
Champlain collection, Canadel, canadel.com



KEEPING WATCH
Apple Watch Hermès, Apple & Hermès, hermes.com



PLUSH PLAID
Classic Red Tartan Pillow Cover, williams-sonoma.com



PLAID COAT
Valentino Fall 2016 Menswear Fashion Show



The myriad options in the Canadel collection lets you pair classic designs, like dining chairs with nailhead trim, with more modern touches.

HIS & HERS

This buffet from the Canadel collection features a mirror front that pulls natural light in and adds a touch of sparkle.



DESIGNER TIP

Unsure about bolder hues? You can still bring in color—just opt for pastel accents like sage green and powder rose.

Keeping it light

The opposite kind of space is characterized by simple white walls, natural light, and wide open spaces. Here, the trick is to add color and pattern to ground the space and prevent it from looking washed out. Avoid going overboard with a rainbow of hues—that will simply make the space look dated and gaudy—by starting with the furniture. A collection like Canadel's flagship line, which

includes a wide range of colors and patterns in the upholstery, will help to set the color palette for the room and keep the look tempered. To really make the color pop, pair bold pieces with all-white lacquered designs to connect the furniture back to its surroundings: a geometric pair of Canadel bar stools, for example, combined with an all-white pedestal table (see next page), looks put-together and timeless. **C**



The deep coral upholstery of these stools from the Canadel collection pop against the hazelnut finished wood.

PAIR BOLD PIECES WITH ALL-WHITE LACQUERED DESIGNS TO CONNECT THE FURNITURE BACK TO ITS SURROUNDINGS.

ALL A GLOW
Skygarden Suspension, Marcel Wanders for FLOS, lumens.com



BOLD AND BEAUTIFUL

GO BEYOND DRAMA WITH GOLD AND FUCHSIA ACCESSORIES AND ACCENTS IN EVERY ROOM.

BOLD BREWS
Bistro Mug With Silicone Sleeve, Bodum, bodum.com



BEAUTIFUL BENCH
Canadel collection, Canadel, canadel.com



GILDED EDGES
Mikasa Serenity Gifts Collection vases, macys.com



TEA PARTY
Porcelain coffee cup, H&M, hm.com



PINK FACED
Runway Pink Dial Rose Gold-tone Ladies Watch, Michael Kors, michaelkors.com



ON THE DOT
Mega Gold Dots 17-Month Agenda, Kate Spade, katespade.com



MAJOR MOTIFS
Silk Ikat Medallion Pillow Cover, Williams Sonoma Home, williams-sonoma.com



Talitha Discs Throw Pillow, Jonathan Adler, jonathanadler.com

GARDEN PARTY
Dolce & Gabbana Fall 2016 Ready-to-Wear Fashion Show



BEYOND DINING

Looking to make every space as gorgeous as your dining room? Bring Canadel's made-to-order seats, tables, and other wares into the rest of the house.

WORDS BY PAIGE MAGARREY PHOTOGRAPHY ANDRE RIDER



Mixing and matching woods from the Champlain collection creates an inviting rustic-chic look for the home office.



DESIGNER TIP

Dress your desk with flowers, an antique pen holder, and other key accents to keep it looking beautiful even when it's not in use.



The Home Office

Of course, Canadel is best known for its dining rooms. But for those looking to bring a touch of elegance to their home office, many of the brand's pieces make beautiful desks. The sculptural-yet-airy tables in the country-chic Champlain and Canadel collections, for example, offer ample workspace while keeping the office as beautiful as the rest of the home. >



The Champlain collection pairs nicely with aged metal, clean-lined ceramics, and other down-to-earth materials.



WHAT'S YOUR STYLE?

YOUR DESK SETS THE TONE OF YOUR WORKSPACE. CHOOSE YOUR FAVORITE CANADEL COLLECTION.

CLASSIC

The clean-lined silhouette of this table from the Canadel collection will easily blend with existing furniture pieces and showpiece decor items.

OLD SCHOOL

The sculptural legs of this table from the Champlain collection offer an antique feel; keep the look historic with an ornate chair, or go eclectic with a modern seat and accents.

MODERN

With an avant-garde feel and a monolithic form, this table from the Canadel collection will make a bold statement, so keep the surroundings subtle and pared back.



Canadel collection, Caramel washed body and Oak washed top



Champlain collection, Brandy washed



Canadel collection, Peppercorn washed



An oversized coffee table—with ample seating to match—makes a large-scale room look inviting and cozy.



DESIGNER TIP
Cluster decor, flowers, and books in groups of two or three to avoid overloading a sideboard, shelf, or table.

Stylish lines define the side tables in the Champlain collection.



The Living Room

It's one of the most versatile rooms in any house—so, it stands to reason that the furniture in your living room should be just as flexible. That's why Canadel's collections are such a good fit; with sideboards, benches, ottomans, tables, armchairs, and more, you can create a space that suits your own unique living style. If you like to entertain, go for lots of chairs and benches that can double as extra table space. If you like a cozy space to kick back and relax in, go for a big coffee table and a plush ottoman that keeps all the comforts close at hand. **C**



36

This ottoman from the Champlain collection doubles as seating and storage.

OTTOMAN EMPIRE

THEY'RE VERSATILE, BEAUTIFUL, AND DELIGHTFULLY COMFORTABLE—IT'S TIME TO ADD AN OTTOMAN TO YOUR SPACE.



Champlain collection, Mist Grey washed, Grade RA



Champlain collection, Spice washed, Grade 4Q



Champlain collection, Black, Grade 4N

You're Invited

FALL FAVORITES, REBORN

Try these twists on classic comfort foods—from pulled pork mac 'n' cheese to onion soup with beer—to keep the crowd full and happy at your next fall gathering.



37

PHOTOGRAPHY: ANDRE RIDER


**SUGGESTED
PAIRING**

A good pinot
noir will do
the trick

38



39

ONION SOUP WITH BEER

YIELD: 6 SERVINGS

3 onions, peeled and thinly sliced
(1 red, 1 white, 1 Vidalia)
1 green onion, finely chopped
1 garlic clove, finely chopped
3 tablespoons of olive oil
1 bottle pale ale
½ cup port
½ cup red wine
4 cups beef broth
1 pinch of dried thyme
½ teaspoon celery seeds
1 bay leaf
Salt and pepper
6 slices of French bread,
about ½ inch thick
2 cups Swiss cheese, grated
1 cup fresh Parmesan cheese, grated

In a large pot over medium-low heat, add the olive oil and slowly caramelize half of the onions (half of each type), the garlic, and the green onion (about 20 minutes).

Deglaze with the beer and bring to a boil. Lower heat and simmer to reduce by half (about 10 to 15 minutes).

Add the rest of the ingredients (except for the bread and cheese) and season with salt and pepper to taste. Bring to a boil again and then lower heat, simmering for another 25 minutes. Remove and discard the bay leaf.

Preheat oven on broil. Pour the soup into 6 individual bowls and place a slice of bread on top of each.

Cover each bowl with the Swiss and then the Parmesan cheese. Broil until the cheese is golden crisp.


**SUGGESTED
PAIRING**

Try with an IPA
made by a local
microbrewery

PULLED PORK MAC'N'CHEESE

YIELD: 4-6 SERVINGS

¼ cup butter
 1 onion, finely chopped
 1 garlic clove, finely chopped
 ¼ cup flour
 2½ cups milk
 1 cup 35% or 10% cream
 2 cups Gouda cheese, cut into small cubes
 2 cups Gruyère cheese, grated
 3 cups macaroni, cooked al dente
 4 cups pulled pork
 1 cup panko-style breadcrumbs
 ¼ cup melted butter
 Salt and freshly ground pepper to taste

Preheat oven to 400°F (200°C).

FOR THE SAUCE

In a pot, melt butter and soften onion and garlic for 3 to 4 minutes. Season with salt and pepper. Add flour and stir for 1 minute, making sure the flour does not brown. Gradually whisk in milk and cream to obtain a smooth sauce. Simmer for 15 minutes, stirring regularly until sauce thickens.

FOR THE MACARONI

Mix half of the cheese, the pulled pork, and the pasta into the sauce. Pour the mixture into a 9 x 13 inch baking dish. Top with the rest of the cheese and sprinkle with breadcrumbs mixed with melted butter. Bake for 15 to 25 minutes or until the cheese is melted and golden.

PHOTOGRAPHY AND RECIPE: ANNIE FERLAND



SUGGESTED PAIRING
Enjoy with a glass of warm rum

42

POOR MAN'S MAPLE PUDDING

YIELD: 8 SERVINGS

FOR THE SYRUP

2 cups brown sugar
2/3 cup water
1 tablespoon salted butter
2/3 cup maple syrup

FOR THE CAKE DOUGH

1 1/3 cups all-purpose flour
3/4 cup sugar
3 teaspoons baking powder
1/2 teaspoon salt
1/3 cup salted butter
1 egg, lightly beaten
3/4 cup milk
1 capful of brown rum

Preheat the oven to 350°F (180°C).

Place all the syrup ingredients in a microwave-safe glass bowl. Heat in the microwave on high for about 4 minutes. Remove from the microwave and mix well. Transfer the mixture to a 9 x 9 inch square Pyrex-style dish.

In a bowl, combine the flour, sugar, baking powder, and salt. Add the butter. Using a fork or your hands, mix in the butter until the dough forms small pea-sized pieces.

Make a small well in the center and pour in the milk, beaten egg, and rum. Gently mix all the ingredients together until the dry ingredients are just moistened. Do not overmix. Spoon the dough onto the hot syrup, covering the entire area.

Cook in the center of the oven for 45 to 50 minutes or until a toothpick inserted in the middle comes out clean.

PHOTOGRAPHY AND RECIPE: ANNIE FERLAND (LEFT PAGE), ANDRE RIDER (RIGHT PAGE)

All Set

GUEST READY

Four ways to add some pop to your next dinner party.

USE UNIQUE PLACE CARDS

Write guests' names on clothespins and clip them to simply folded napkins (for an added touch, include a sprig of foliage).



GET CREATIVE WITH GREENERY

Think outside the vase by arranging clusters of potted plants and cut stems in urns, cups, and more.

43

CHOOSE INTERESTING CENTERPIECES

Think beyond simple blooms to something more personal, like a seasonal terrarium with festive pine cones and other natural elements.



KEEP THINGS CASUAL

Skip the formal table for appetizers or dessert—simply set up an array of snacks on a simple cutting board or cheese tray and let your guests help themselves.



ASPEN. A TALE OF TWO SKI TOWNS

Aspen has two sides, both are worth visiting.

WORDS BY LORI KNOWLES

45

It's a tale of two cities. Or, more rightly, it's a tale of two ski towns: Aspen Glitz vs. Aspen For Skiers. Both are worth visiting.

Situated at the southeastern end of the Roaring Fork Valley, Aspen sits prettily in the midst of Colorado's Rocky Mountains. It's been there since prospectors founded it in 1880—those searching, and finding, silver lodes larger than their dreams were made of. Today, with 300 days of sunshine, a base altitude of about 8,000 feet, and the much-Instagrammed Maroon Bells all around, the town remains as precious as its metal.

You may know Aspen as a playground for celebrities. Yet, spend time in Aspen and you'll witness a different side. Aspen, really, is a playground for skiers.

Its high altitude means dry air, which translates to intense sunshine and low humidity. Snow falls soft and feathery, blowing up around your ears and into your nostrils—for skiers and snowboarders, it's manna from heaven. There are four mountains to ride—Aspen Mountain (Ajax), Snowmass, Buttermilk, and Aspen Highlands—each with a distinct personality. Terrain is a happy mix of novice, advanced, expert, >

PHOTOGRAPHY: DANIEL BAYER




and intermediate. Better yet, its locals can ski—really ski. They ride bumps, twist through the trees, blow through powder. Yes, Aspen is a true playground for skiers.

Evenings are a treat, too, and not simply because, while eating sushi or sipping sangria, you may rub elbows with Gigi Hadid or Cash Warren. Aspen has a vast repertoire of experiences: sipping beer at the Woody Creek Tavern; sharing tales

of Hunter S. Thompson by the J-Bar at Hotel Jerome; dancing on tables at the ski-in Cloud Nine atop Aspen Highlands. Or, if you're in Aspen with family, riding the gondola at Snowmass at sunset for Ullr Nights: firedancing, s'mores, snowtubing, and, most kids' favorite, snowbiking.

If you're not a skier, there's still plenty to keep you busy. Skating. Dining. Spa-ing. Dog sledding. Sipping wine at the historic Little Nell. Toasting marshmallows at Viceroy Snowmass. Did we mention shopping? It's a mining town with a twist: 235 boutiques, from fur shops to florists. As we said, it's really two cities. Aspen has a way of speaking to everyone. 



ASPEN EATS

The skiing is fabulous but so are Aspen's eats. New to the ski town: Nello Alpine, restaurateur Nello Balan's Italian eatery across from the Silver Queen Gondola. The Monarch steakhouse has a gentlemen's club feel a little like those you find in London. For Chinese flavor, try Bosq by renowned Aspen chef Barclay Dodge. For Mexican, head for Mi Chola, opened recently by Aspen locals and receiving good vibes. Also new: the Cooking School of Aspen, where celebrity chefs come to teach.



ART & APRÈS-SKI

Few ski towns can match Aspen's heady après-ski atmosphere. Top-of-list is Cloud Nine atop Aspen Highlands, where raclette and wine mix lovingly together and it's only a matter of time before you're dancing in your ski boots on top of a wooden table. Lynn Britt Cabin slopeside at Snowmass serves pork belly mac 'n' cheese with its A-list wines. The bars at Hotel Jerome and the Little Nell are Aspen classics. As for art, it's abundant in Aspen. Japanese architect Shigeru Ban recently designed a dynamic building for the Aspen Art Museum. The Museum partners with Aspen Skiing Co. in placing Art In Unexpected Places, including slopeside and on lift tickets. The Wheeler Opera House has been in residence since the 1890s. Just down the road: The Aspen Institute.



ASPEN LODGING

Aspen's most recent news is the coming debut of W Aspen. Location: the happening base of Aspen Mountain. Also on tap: The Dancing Bear is expanding as a private residence club complete with a grotto spa. High-end lodging is abundant in the St. Regis, The Little Nell, and Viceroy Snowmass. Families find happiness in Limelight Aspen, a kid-friendly, dog-friendly hotel with space and grace. But of course, Aspen is awash with condos, many of which you'll find slopeside at Snowmass.

Aspen's varied terrain is a happy mix of novice, advanced, expert, and intermediate. There's a run for every kind of skier.



PHOTOGRAPHY: CHRIS COUNCIL AND EMILY CHAPLIN (TOP LEFT), SCOTT MARKEWITZ (BOTTOM LEFT), ANDRÉ-OLIVIER LYRA (TOP RIGHT), THOMAS ZUCCARENO (BOTTOM RIGHT)

SNOW FALLS SOFT AND FEATHERY, BLOWING UP AROUND YOUR EARS AND INTO YOUR NOSTRILS—FOR SKIERS AND SNOWBOARDERS, IT'S MANNA FROM HEAVEN.





Muted tones and down-to-earth materials define the new Downtown collection.

DOWNTOWN LOVE

It's modern design with a warm, inviting feel: introducing Canadel's Downtown collection of urban contemporary chairs, dining tables, and sideboards.

WORDS BY PAIGE MAGARREY
PHOTOGRAPHY ANDRE RIDER

Beauty is in the details, and this is especially true when it comes to urban contemporary design. From the artfully tailored forms to the expertly curated materials, the look is at once elegant and effortless. The same can be said of Canadel's recently launched Downtown collection. Walking the line between traditional and modern, it embraces down-to-earth materials, function-over-form furniture, and muted tones, creating a timeless quality that will keep the dining room looking fresh and of-the-moment for years to come. Just look at the details: countless hours went into the Downtown armchair's >





The Downtown collection features chic geometric details and angular lines for a look that's both retro and modern.



The proportions of Downtown's armchairs were fine-tuned to ensure every angle is beautiful and comfortable.



armrest, for example—ensuring it sits at the perfect height gives the chair a balanced look while making it as comfortable as possible; and the buffet (see page 52) features a top that sits slightly inset into the surrounding wood veneer, creating a lip that keeps items from sliding off the top (and offers a chic mid-century feel).

Once you have the furniture in place, finish off your urban contemporary space with accents in a palette of simple materials and pared-back hues.

Wood and leather never go out of style; evoking a fresh, open feeling, these materials ground the space and create an elegant backdrop for more transitional decor elements, like a bold painting or a brightly colored light fixture. When it comes to the color palette, a muted array or more subtle suggestion of pigment helps to keep the look fresh throughout the year. A simple wall hue shows off the natural light and shadows and lets all the elements of the space co-exist naturally without overpowering. **C**

TOPPED OFF

INTRODUCING CANADEL'S GLASS TOPS, NOW AVAILABLE IN 14 STYLISH HUES.

Looking to add a touch of luxe to your next sideboard or dining table? Glass tops are now available in all of Canadel's collections, in colors ranging from classic black to statement-making red.

52



53



DESIGNER TIP

Complete the urban contemporary look with one-of-a-kind pieces, like a designer tray on the bar or vintage baubles on the sideboard.

COUNTRY CHIC

From the key furniture pieces to final decor touches, how to nail the rustic look in any space.

54

WORDS BY PAIGE MAGAREY
PHOTOGRAPHY ANDRE RIDER

Trying to define country chic in a few key words is a little difficult. For one, because it can mean a number of different looks to a number of different people and has a seemingly endless list of offshoots (from farmhouse chic to shabby chic). But it's also hard to define because it's more of a feeling than purely an aesthetic. In short, it's bringing the look—and inviting feel—of rural country living into the home.

The trick with the country chic look is to bring in rustic pieces without going overboard—in short, you want to evoke the feeling of a country home without doing a full transplant. Here's an overview of the items you need for a country chic space, starting with the major pieces and moving all the way down to the final touches. >



Baroque curves pair with modern upholstery options in Champlain's dining tables and chairs.



COUNTRY CHIC IS
BRINGING THE LOOK—
AND INVITING FEEL—
OF RURAL COUNTRY
LIVING INTO THE HOME.



57

The main pieces

The country chic look is warm and inviting, with a focus on simple forms and down-to-earth materials. Solid wood, understandably, plays a major role in this look. It works out well, then, that virtually all of Canadel's pieces are made from solid birch sourced from North American forests. In particular, the Champlain collection features a proprietary distressed wood finish, while the Canadel collection merges a soft contemporary feel with more traditional pieces. Working with these types of collection helps you to make the country chic look your own. >



The simple yet sleek pieces in the Canadel collection come in a wide range of finishes to suit any space. Table in Kaffe washed and chairs in Key lime.



The accents

A beautiful country chic space looks put-together whether the pieces all match or not; this opens up the options when looking to accent a space with a buffet or sideboard. If your dining set coordinates, you might want to consider opting for the matching sideboard to complete the look. However, if you've opted for a more eclectic combination by mixing and matching your dining chairs and table, continue the look with a buffet in an accent color or wood finish. >

For a Victorian country retreat feel, pair Champlain's harvest table with sleek upholstered chairs.



The final touches

Once you've got your furniture selected, the fun begins: the final decor pieces can include anything from mason jars and burlap to vintage cookware and metalware. The trick is to not get too fussy—opt for a simple array of wildflowers, for example, over a perfectly posed bouquet—and to keep things simple. Not sure how much decor a space needs? Add in pieces bit by bit and walk through the space to see how you feel. When it starts to feel cluttered, pare back a bit. **C**

SHAPES AND SIZES

Think beyond standard with Canadel's Signature program.

WORDS BY PAIGE MAGARREY



You're in love with a table, but even with UDesign's bevy of custom options, it's not the right size. Have no fear: Canadel's bespoke services are here. With the Signature program, any of the brand's beautiful tables can be custom-crafted to new sizes and dimensions to suit any space. Getting started is simple: measure out the space and draw out a floor plan, adding in various furniture options in different shapes and sizes to see what works best. Here are a few tips to help you get started:

TIP 1: INCORPORATE ALL THE ROOM'S CHALLENGES

Ideally, you'd start with a blank canvas and add in the furniture first before other decor and accents, but if you're working with a space with existing pieces—a chandelier, for example, or built-in storage—be sure to include those in your floor plan.

TIP 2: DON'T BE AFRAID TO GO BIG

If your dining space is oversized, consider matching the dimensions with an oversized dining table. It might seem counterintuitive—like you're filling up all that precious floor space—but keeping furniture to size with a space ensures it looks proportional.

TIP 3: UPSIZE THE ACCENTS

Be sure to size up other aspects of the room as well: add more chairs, beef up the light fixture, and consider putting a sculptural element on the table to keep it looking dynamic even when its not in use.

TIP 4: GET CREATIVE WITH SHAPES

For more irregular spaces, you can get even more creative; in a galley space, for example, an extra-long but thin table adds place settings without creating a cramped vibe.

Made with UDesign

WE DESIGNED EVERY ROOM IN THIS MAGAZINE WITH UDESIGN—JUST IMAGINE WHAT YOU CAN DO.

WORDS BY PAIGE MAGARREY


THE LOCATION



Canadel's interactive design tool lets you select and customize furniture from your computer, iPhone, iPad, or Android device. Available for free at canadel.com, UDesign makes it fun and easy to create one-of-a-kind rooms from over nine million options.

First, we explored Pinterest, magazines, blogs, and sketches for inspiration. Next, we measured the dimensions of our locations from top to bottom. Armed with ideas—and

dimensions—we were ready to dive into UDesign. The simple interface lets you choose a style, then select individual pieces and the shape, size, edging, legs, finishes, colors, and more (bring your wish list to a retailer).

Flip through the pages of this magazine to see how easy it is to create gorgeous one-of-a-kind spaces with UDesign—then start creating your own dream space. 

TA-DA!



UDESIGN'S MAGIC



DREAM. CLICK. ENJOY.

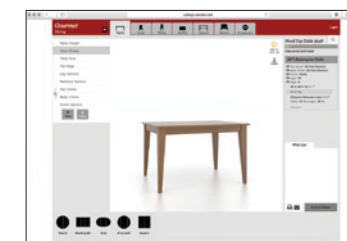


U Design!

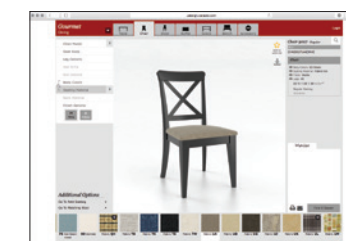
1. GO TO OUR WEBSITE AND PICK A COLLECTION



2. PICK THE FURNITURE TYPE



3. CUSTOMIZE TO SUIT YOUR SPACE



Canadel's UDesign program makes it easier than ever to create a one-of-a-kind dining room. Just pick your favorite piece, then customize the color, shape, and size to perfectly suit your space. It's just a few clicks to view your results.

UDESIGN.CANADEL.COM

Take a Seat

WHAT'S YOUR TYPE?

Whether you like classic, eclectic, or something in-between, express yourself with Canadel's expansive collection of dining chairs to suit any design sensibility.



Downtown collection, Peppercorn washed, Fabric TB



Gourmet collection, Ebony washed



Canadel collection, Caramel washed, Fabric UL

66



Loft collection, Natural washed, Fabric 4N



Champlain collection, Mist Grey washed, SunBrella 6Z



Downtown collection, Peppercorn washed, Fabric TB



Canadel collection, Distressed Black body and Honey washed seat



Loft collection, Natural washed, SunBrella F6



Canadel collection, Caramel washed, Fabric QZ



BEAUTIFUL FABRICS, WORRY-FREE LIVING



SUNBRELLA® IS A REGISTERED TRADEMARK OF GLENHEAVEN, INC.

modern love

The new Downtown collection by Canadel
A touch of modern perfection

DOWN
TOWN

Canadel